

KARAMAN

EKONOMİ RAPORU

2024 KASIM





RAKAMLARLA KARAMAN

TÜRKİYE KASIM AYI İHRACAT RAKAMLARI

TÜRKİYE AYLIK İHRACAT RAKAMLARI	
2024 KASIM	22 MİLYAR 290 BİN \$
	-3,1%
2023 KASIM	23 MİLYAR \$

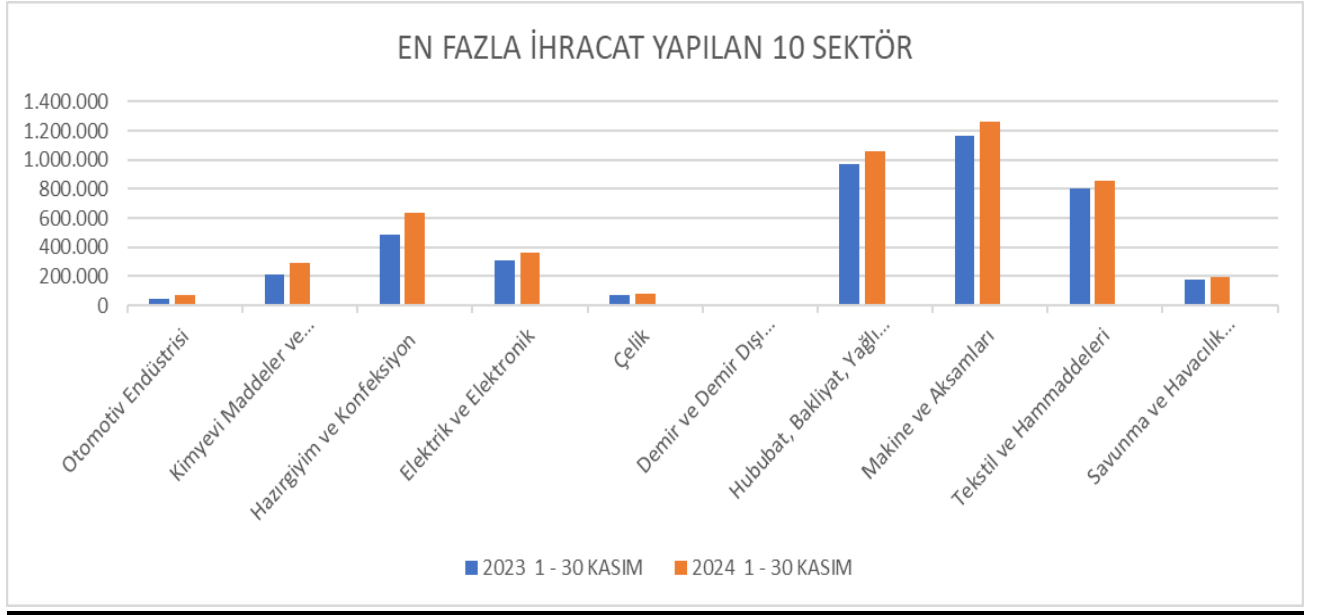
SON 12 AYLIK İHRACAT RAKAMLARI

SON 12 AYLIK İHRACAT RAKAMLARI	
2024	261 MİLYAR 498 MİLYON DOLAR
	2,32%
2023	255 MİLYAR 568 MİLYON DOLAR

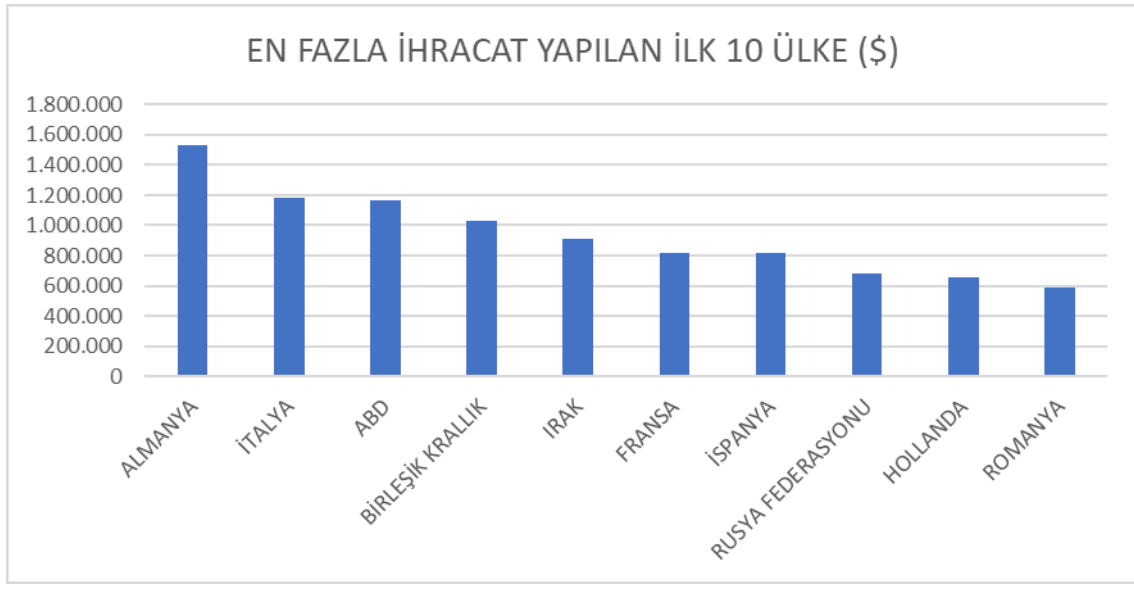


RAKAMLARLA KARAMAN

SON 12 AYDA EN FAZLA İHRACAT YAPILAN SEKTÖR




EN FAZLA İHRACAT YAPILAN 10 ÜLKE






RAKAMLARLA KARAMAN

KARAMAN KASIM AYI İHRACAT RAKAMLARI

KASIM AYI İHRACAT RAKAMLARI	
2024 KASIM	27 MİLYON 231 BİN \$
	 -15,97%
2023 KASIM	32 MİLYON 406 BİN \$

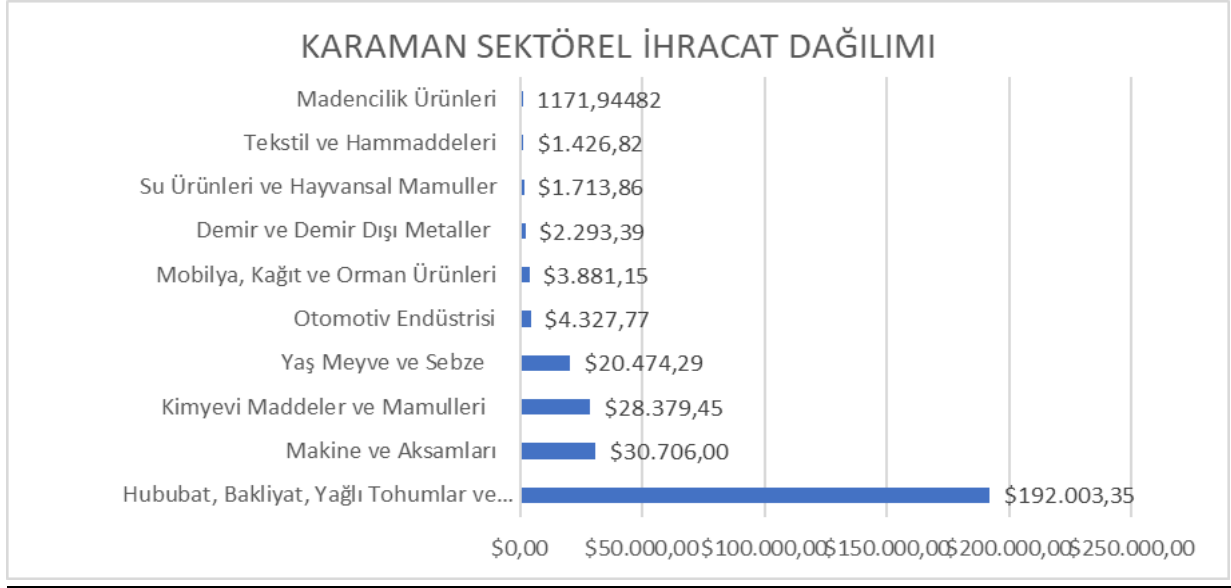
YILBAŞINDAN İTİBAREN KARAMAN İHRACAT RAKAMLARI

01.01.2024-30.11.2024	290 MİLYON 496 BİN\$
	 2,84%
01.01.2023-30.11.2023	282 MİLYON 470 BİN\$



RAKAMLARLA KARAMAN

2024 YILI İHRACATIN SEKTÖREL DAĞILIMI



KARAMANDAN EN ÇOK İHRACAT YAPILAN ÜLKELER

