

KARAMAN

EKONOMİ RAPORU

2025 OCAK





RAKAMLARLA KARAMAN

TÜRKİYE 2025 OCAK AYI İHRACAT RAKAMLARI

TÜRKİYE AYLIK İHRACAT RAKAMLARI			
21 MİLYAR 164 BİN \$	↑	20 MİLYAR BİN DÖRTYÜZ \$	
2025 OCAK	5,8%	2024 OCAK	

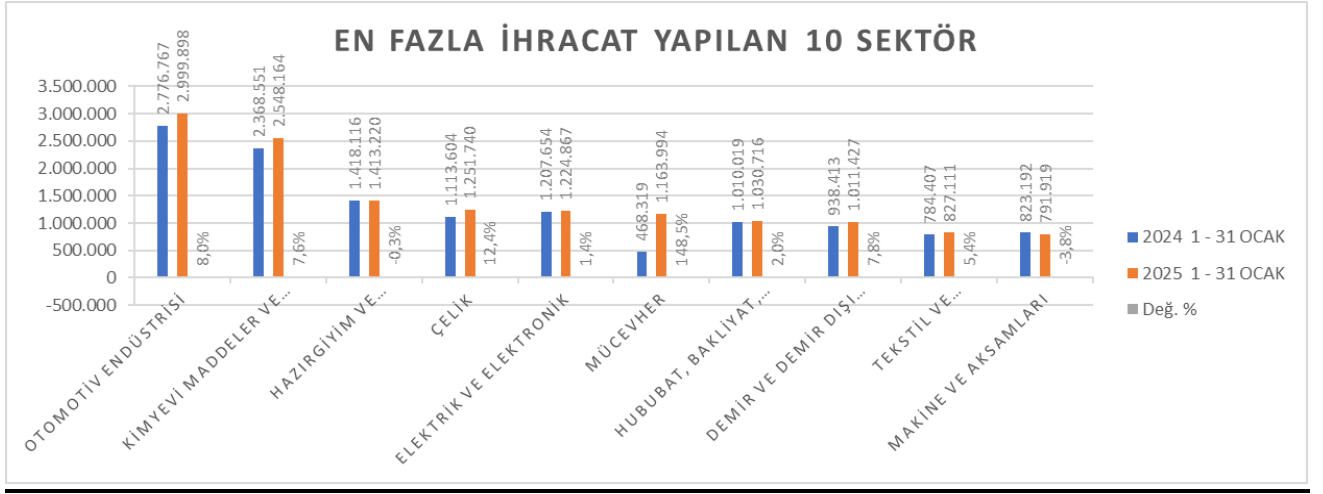
SON 12 AYLIK İHRACAT RAKAMLARI

SON 12 AYLIK İHRACAT RAKAMLARI			
263 MİLYAR 17 BİN DOLAR	↑	256 MİLYAR 297 MİLYON DOLAR	
2024-2025	2,62%	2023-2024	

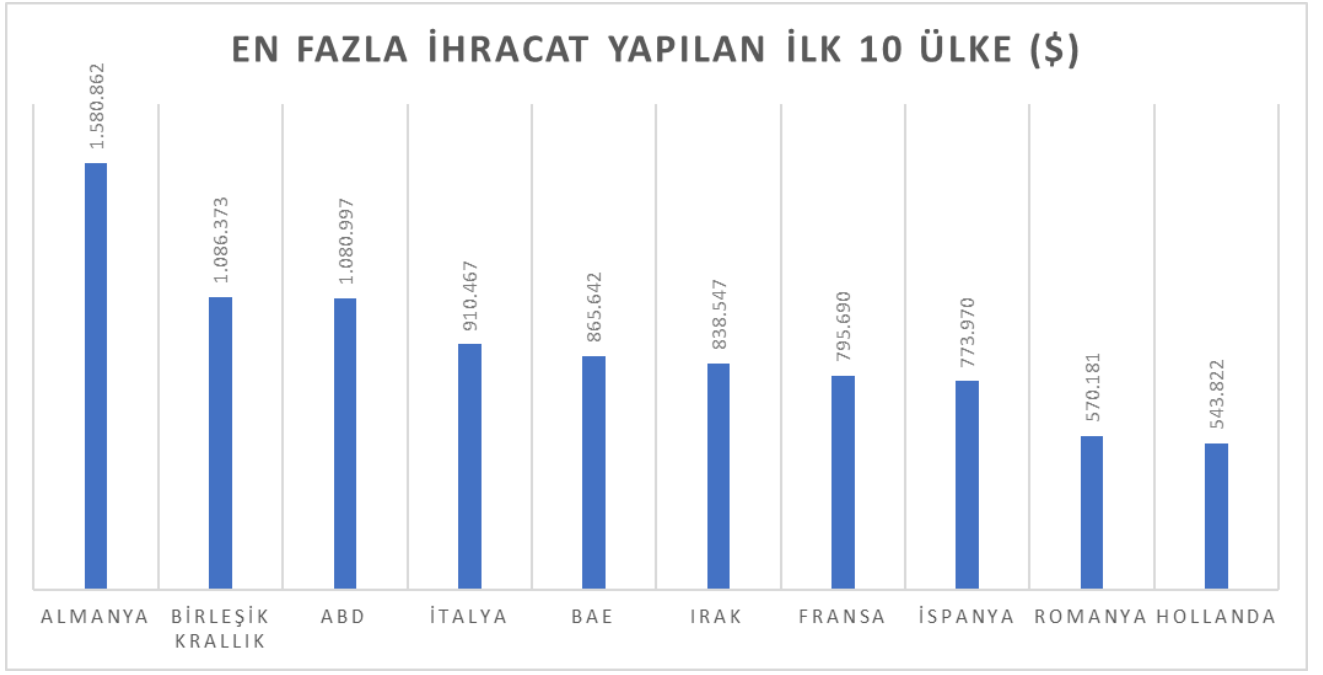


RAKAMLARLA KARAMAN

SON 12 AYDA EN FAZLA İHRACAT YAPILAN SEKTÖR



EN FAZLA İHRACAT YAPILAN 10 ÜLKE





RAKAMLARLA KARAMAN

KARAMAN 2025 OCAK AYI İHRACAT RAKAMLARI

30 MİLYON 508 BİN \$		24 MİLYON 378 BİN \$
2025 OCAK	25,15%	2024 OCAK

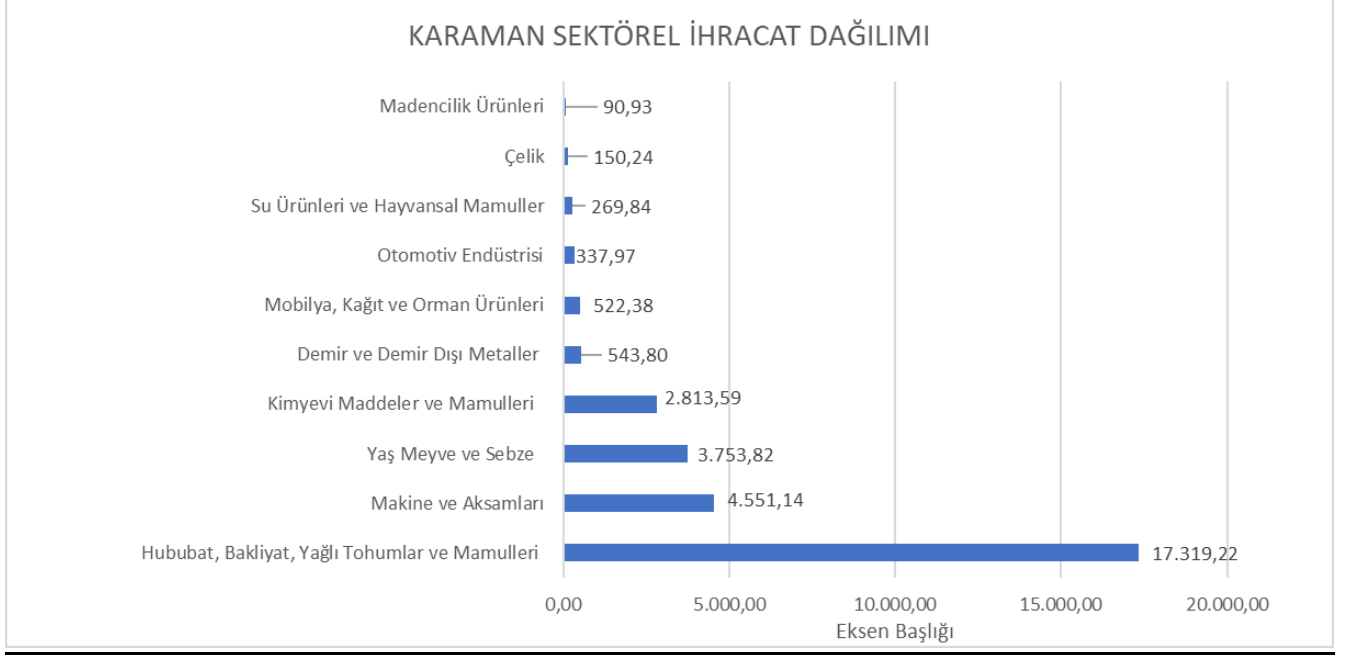
YILBAŞINDAN İTİBAREN KARAMAN İHRACAT RAKAMLARI

01.01.2024-31.12.2024	319 MİLYON 341 BİN\$		
		1,42%	
01.01.2023-31.12.2023	314 MİLYON 876 BİN\$		

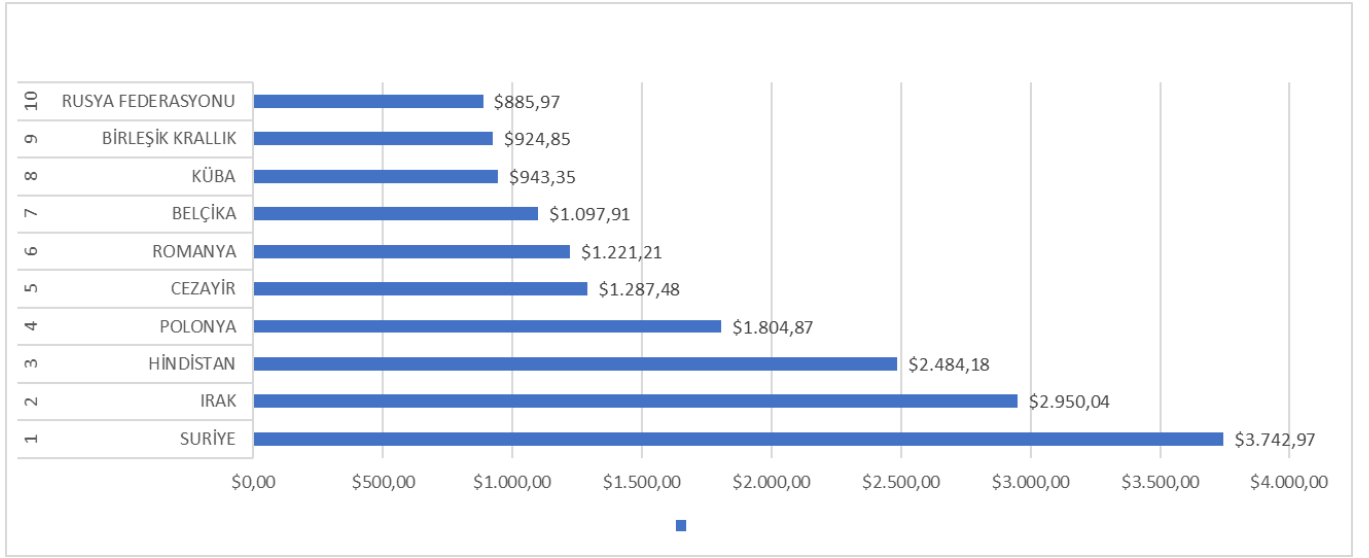


RAKAMLARLA KARAMAN

KARAMAN 2025 İHRACATIN SEKTÖREL DAĞILIMI



KARAMANDAN EN ÇOK İHRACAT YAPILAN ÜLKELER





RAKAMLARLA KARAMAN

KARAMAN SON 12 AYLIK İHRACAT RAKAMLARI

