

KARAMAN

EKONOMİ RAPORU

2026 MART





RAKAMLARLA KARAMAN

TÜRKİYE 2026 MART AYI İHRACAT RAKAMLARI

TÜRKİYE AYLIK İHRACAT RAKAMLARI		
23 MİLYAR 405 BİN \$	↓	21 MİLYAR 917 BİN \$
2025 MART	-6,4%	2026 MART

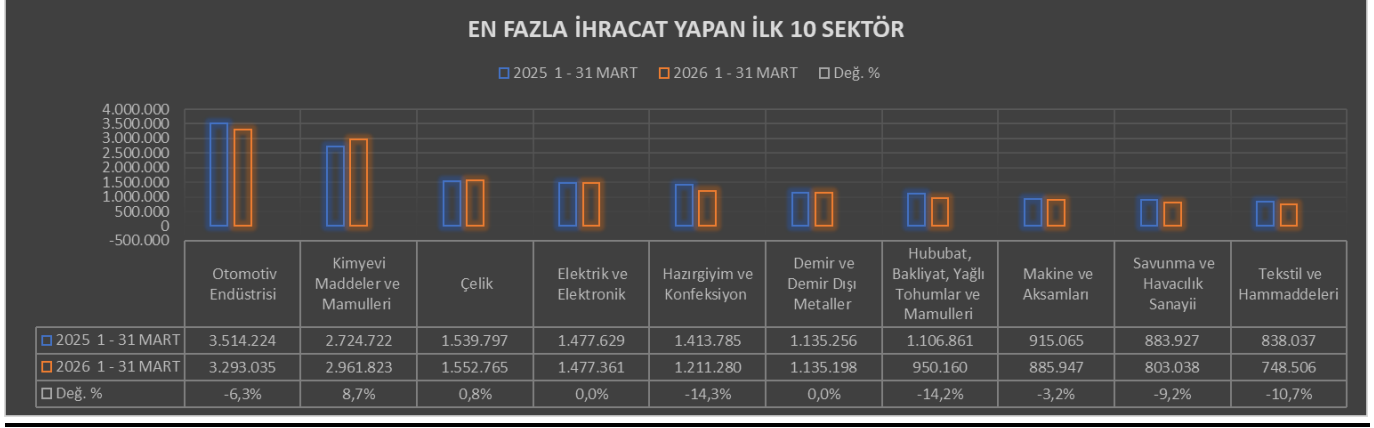
SON 12 AYLIK İHRACAT RAKAMLARI

TÜRKİYE SON 12 AYLIK İHRACAT RAKAMLARI		
263 MİLYAR 332 MİLYON DOLAR	↑	271 MİLYAR 280 MİLYON DOLAR
2024 - 2025	3,02%	2025 - 2026

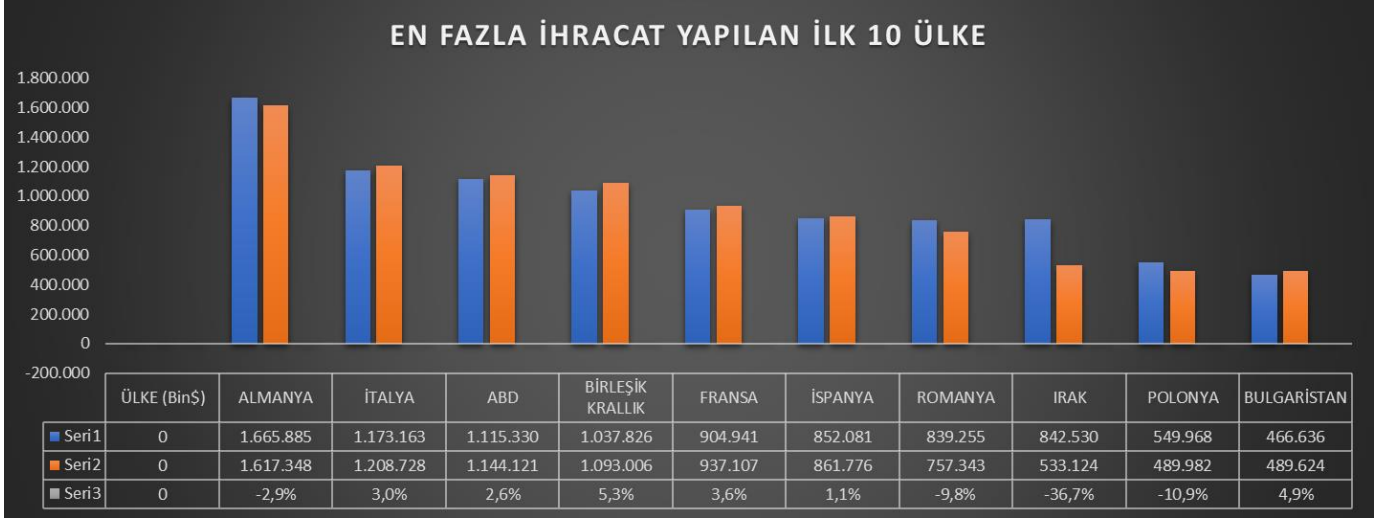


RAKAMLARLA KARAMAN

TÜRKİYE SON 12 AYDA EN FAZLA İHRACAT YAPILAN SEKTÖR

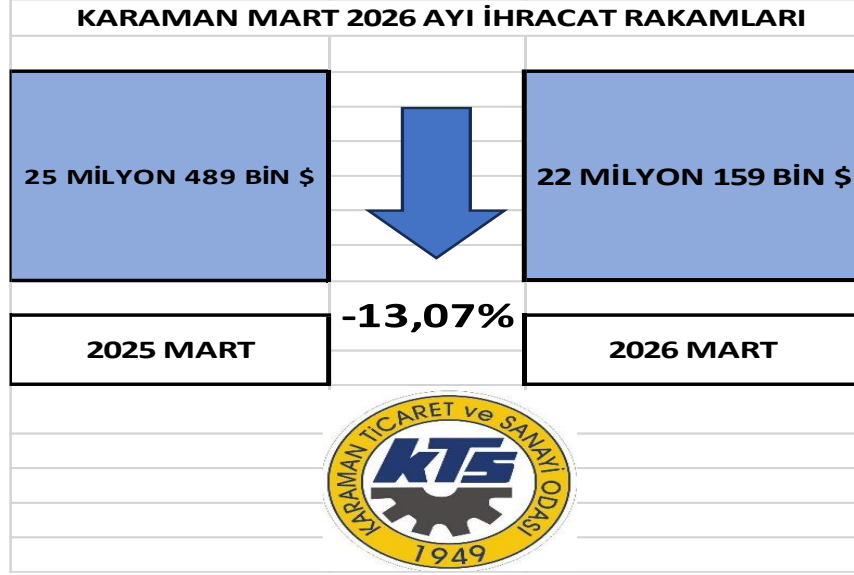


TÜRKİYE EN FAZLA İHRACAT YAPILAN 10 ÜLKE

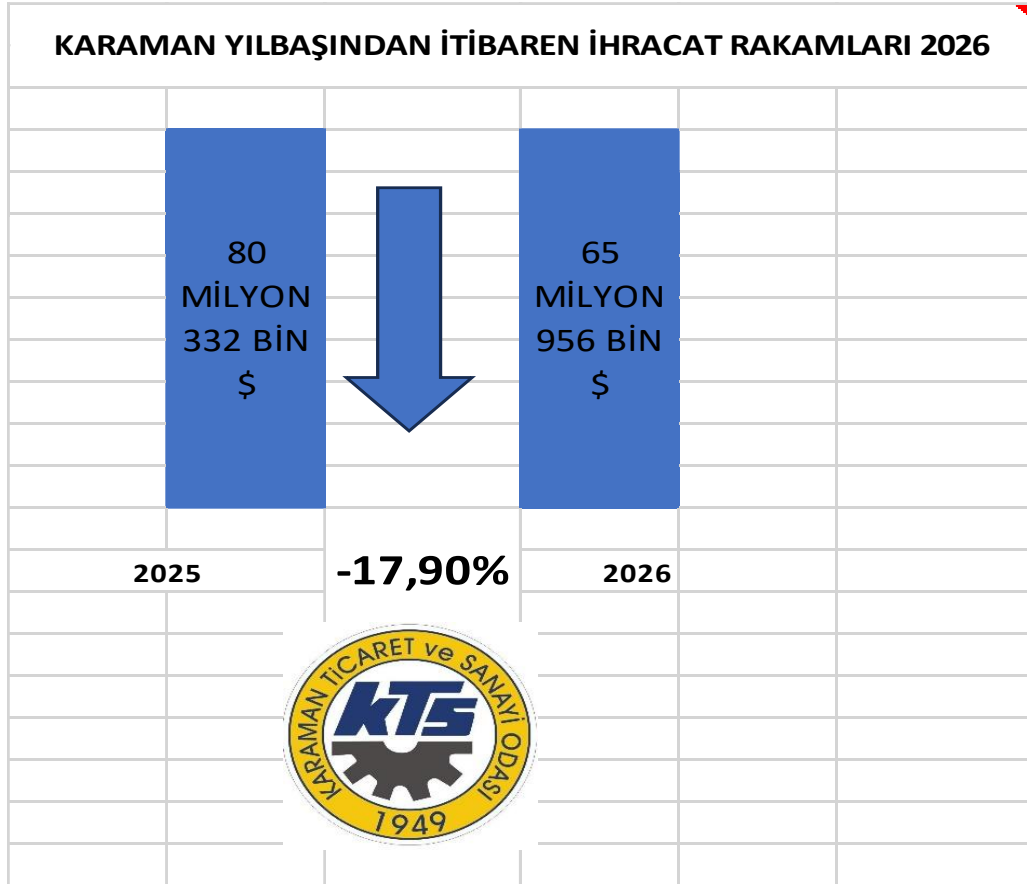




RAKAMLARLA KARAMAN KARAMAN 2026 MART AYI İHRACAT RAKAMLARI



KARAMAN İHRACAT RAKAMLARI



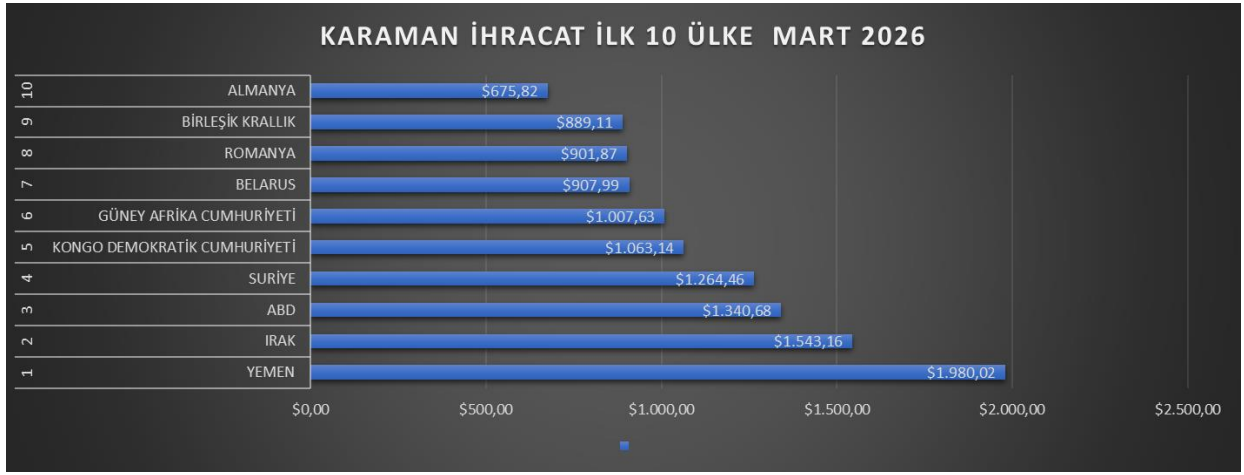


RAKAMLARLA KARAMAN

KARAMAN 2026 İHRACATIN SEKTÖREL DAĞILIMI



KARAMANDAN EN ÇOK İHRACAT YAPILAN ÜLKELER





RAKAMLARLA KARAMAN

KARAMAN SON 12 AYLIK İHRACAT RAKAMLARI

